

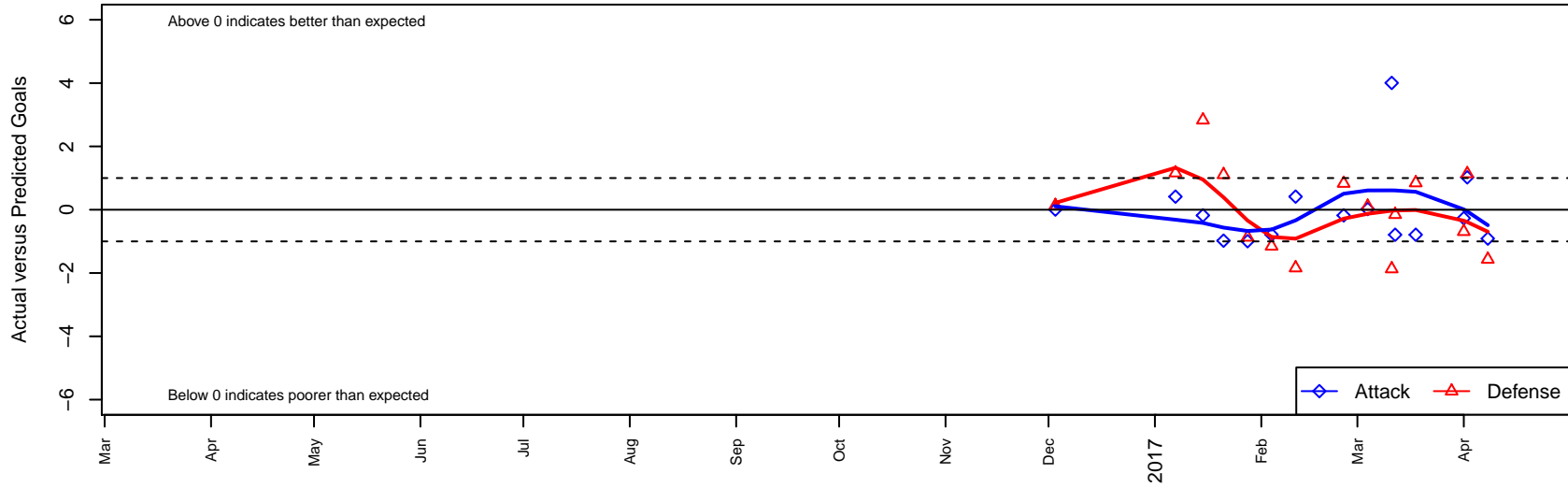
# Bellevue United Lee G01

Bellevue Youth SC  
Bellevue, WA  
G01 total strength=1217  
attack=5.22 defense=3.44  
spr league = Win NPSL Div 3 (01) U16  
notes= Lee 2016

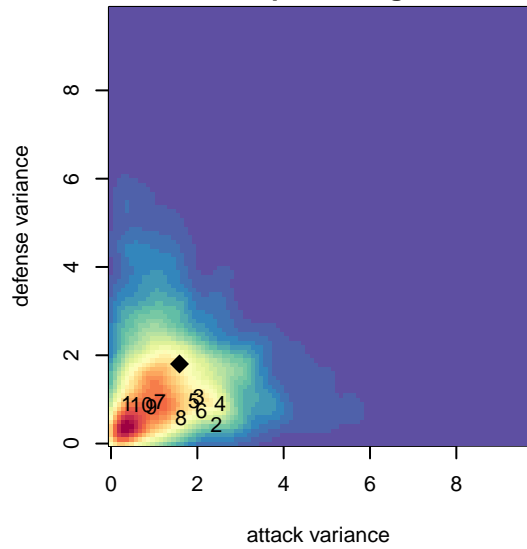
alt names used:

Venues played:  
2016 Win NPSL Division 3 (01) U16  
2016 WYS Presidents Cup G01 Division 2

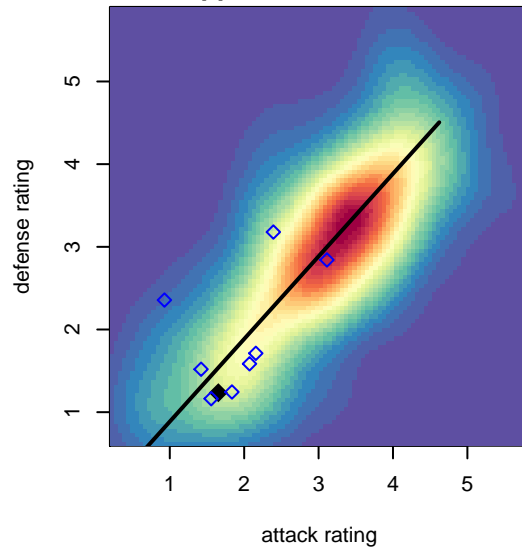
**Bellevue United Lee G01**  
Dots are actual minus expected GF (blue circles) and GA (red triangles).  
Blue line is smoothed change in attack strength. Red is smoothed change in defense strength.



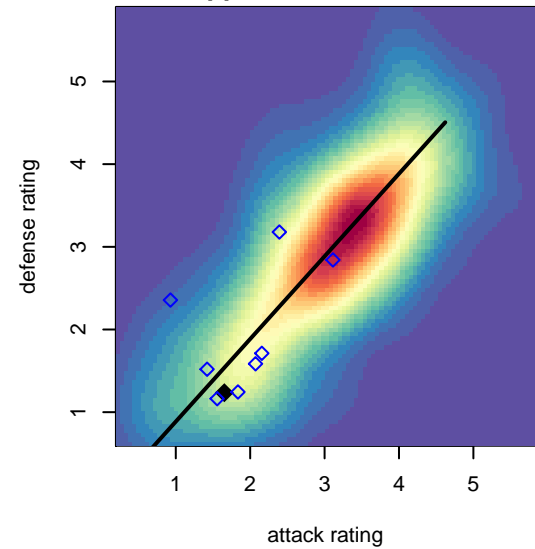
**attack and defense variance (black dot)  
relative to other teams  
and top 10 in region**



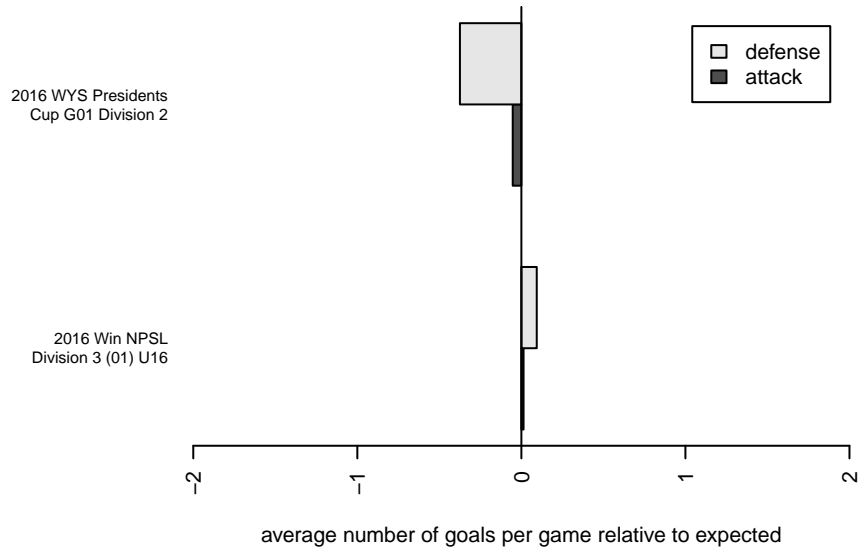
**attack and defense rating  
relative to others at age  
and all opponents in last 13 months**



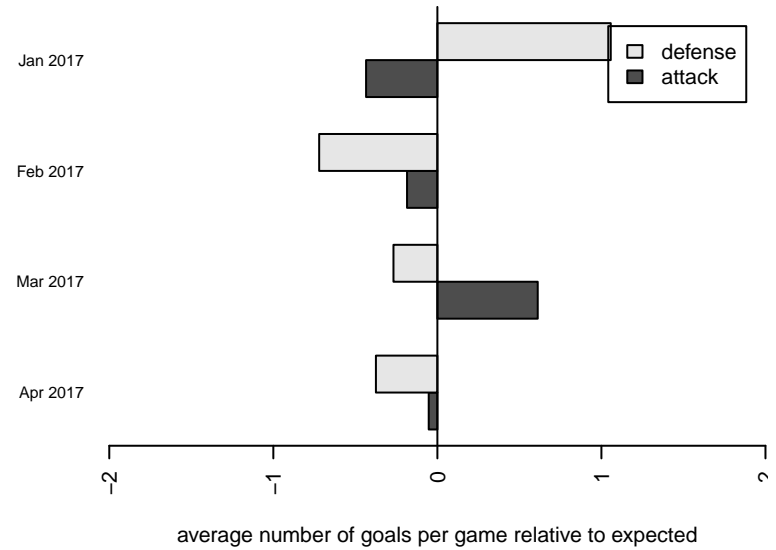
**attack and defense rating  
relative to others at age  
and all opponents in last 13 months**



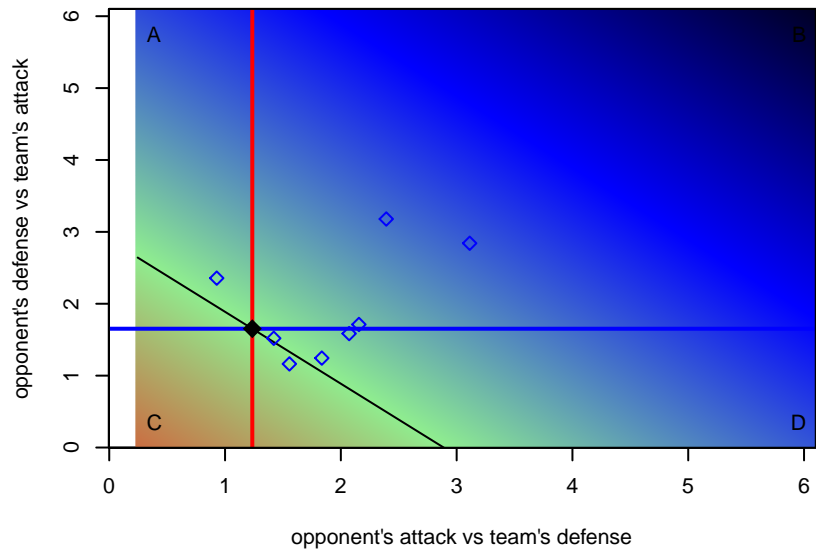
**Performance relative to 13 month average**



**Performance relative to 13 month average**



Distribution of opponents  
 Red = Lose zone, Blue = Win zone, Green = Even  
 Black line separates win/lose zones



lot. A=Neither has attack advantage, B=Opponent has both attack and defense advantage, C=Opponent has both attack and defense disadvantage, D=Both have

<b>date</b>	<b>home</b>		<b>away</b>		<b>venue</b>	<b>pred.home</b>	<b>pred.away</b>
2017-04-08	Seattle United Shoreline Blue G01	4	Bellevue United Lee G01	0	2016 WYS Presidents Cup G01 Division 2	2.43	0.91
2017-04-02	Bellevue United Lee G01	2	Snohomish United Red G01	1	2016 WYS Presidents Cup G01 Division 2	0.98	2.14
2017-04-01	Crossfire Select Granston G01	7	Bellevue United Lee G01	0	2016 WYS Presidents Cup G01 Division 2	6.31	0.27
2017-03-18	BIFC Black G01	0	Bellevue United Lee G01	0	2016 Win NPSL Division 3 (01) U16	0.85	0.79
2017-03-12	BIFC Black G01	1	Bellevue United Lee G01	0	2016 Win NPSL Division 3 (01) U16	0.85	0.79
2017-03-11	Bellevue United Lee G01	5	Granite Falls Thunderbirds G01	4	2016 Win NPSL Division 3 (01) U16	1.00	2.13
2017-03-04	Seattle United W Blue G01	1	Bellevue United Lee G01	1	2016 Win NPSL Division 3 (01) U16	1.11	0.98
2017-02-25	South Whidbey Reign G01	2	Bellevue United Lee G01	0	2016 Win NPSL Division 3 (01) U16	2.83	0.18
2017-02-11	Bellevue United Lee G01	2	FWFC Fireballs G01	3	2016 Win NPSL Division 3 (01) U16	1.59	1.16
2017-02-04	Bellevue United Lee G01	0	BIFC Black G01	2	2016 Win NPSL Division 3 (01) U16	0.79	0.85
2017-01-28	Granite Falls Thunderbirds G01	3	Bellevue United Lee G01	0	2016 Win NPSL Division 3 (01) U16	2.13	1.00
2017-01-21	Bellevue United Lee G01	0	Seattle United W Blue G01	0	2016 Win NPSL Division 3 (01) U16	0.98	1.11
2017-01-15	Bellevue United Lee G01	0	South Whidbey Reign G01	0	2016 Win NPSL Division 3 (01) U16	0.18	2.83
2017-01-07	FWFC Fireballs G01	0	Bellevue United Lee G01	2	2016 Win NPSL Division 3 (01) U16	1.16	1.59
2016-12-03	Bellevue United Lee G01	1	Granite Falls Thunderbirds G01	2	2016 Win NPSL Division 3 (01) U16	1.00	2.13